


CABLE GLANDS

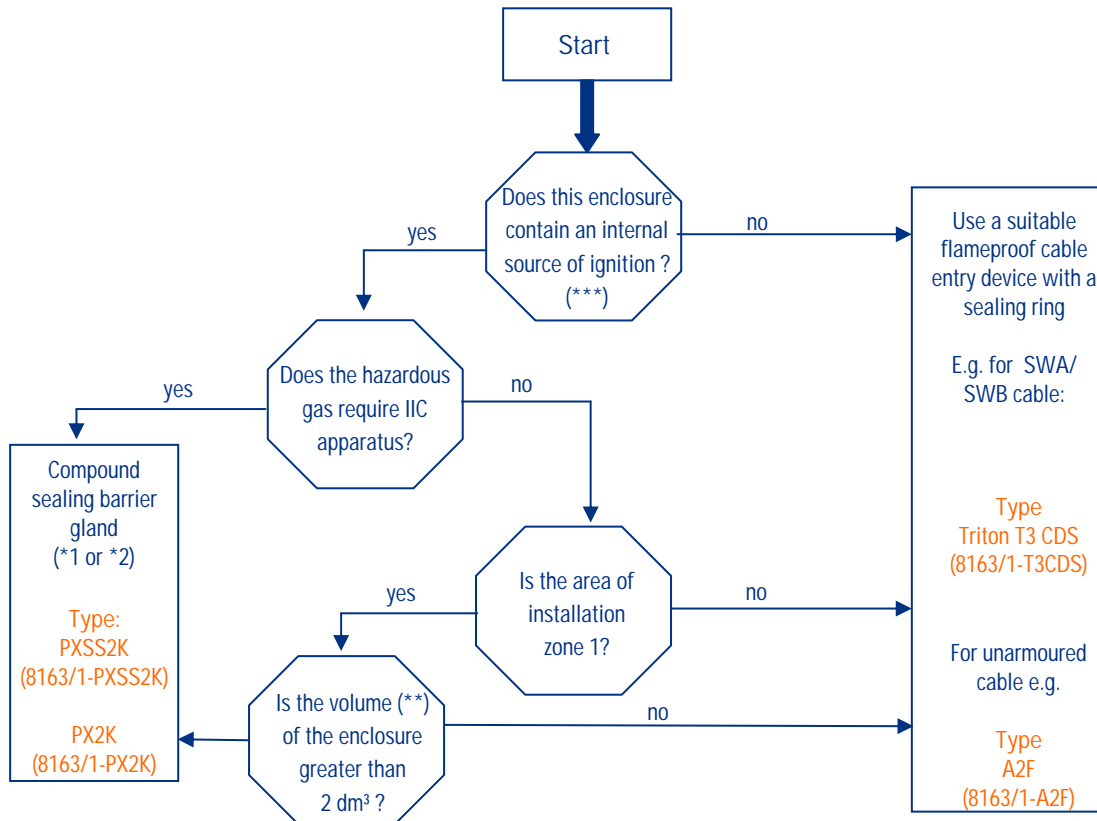
Barrier gland with RapidEx



Selection chart according to the IEC 60079-14 : 2007 (EN:2008)

Degree of protection "d" - flameproof enclosures

In case you use a cable gland in compliance with the IEC 60079-1, which has been certified as part of the enclosure, the cable gland is suitable for use. Is your installation is not in compliance with this, please use the selection chart to select the correct cable gland.



*1) Flameproof sealing device (for example a sealing chamber) specified in the equipment documentation or complying with IEC 60079-1 and employing a cable gland appropriate to the cables used. The sealing device shall incorporate compound or other appropriate seals which permit stopping around individual cores. The sealing device shall be fitted at the point of entry of cables to the equipment.

*2) Flameproof cable gland, specified in the equipment documentation or complying with IEC 60079-1, incorporating compound filled seals or elastomeric seals that seal around the individual cores or other equivalent sealing arrangements.

***) The term 'volume' is defined in IEC 60079-1.

***) Internal sources of ignition include sparks or equipment temperatures occurring in normal operation which can cause ignition. An enclosure containing terminals only or an indirect entry enclosure is considered not to constitute an internal source of ignition.

Degree of protection "e" - increased safety

In case of increased safety, Exe certified cable glands can be used. E.g. type Triton CDS, A2F or 8161.

A barrier gland is an Explosion Protected (or explosion proof) cable gland incorporating a sealing chamber through which the individual insulated cable conductors are passed and a barrier is formed around the conductors. This ensures that gas migration through the cable is prevented and also provides a flame barrier if an explosion occurs.

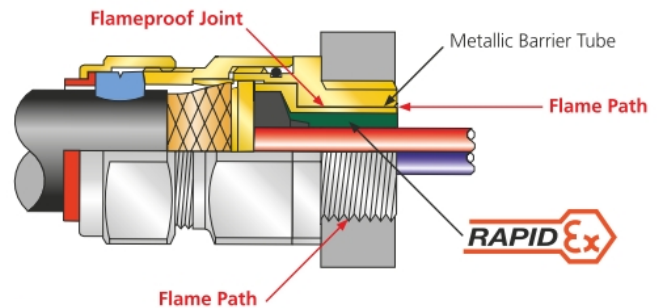
Traditional barrier type cable glands employing epoxy/clay based sealing compound have been used in hazardous areas for many years now. The disadvantage of the epoxy/clay compound is that it is not only time consuming but requires extreme diligence.

Is there a more reliable solutions? YES, there is!

A revolutionary sealing solution for barrier glands that delivers increased reliability

NEW: RAPID-Ex

Rapid-Ex is a Liquid Pour, Fast Curing, Liquid Resin Seal that installs in seconds and cures in minutes. Its unique formula begins with a low viscosity liquid that flow into the cable interstices completely surrounding the cable conductors, driving out the air in the process. The viscosity then increases and completely cures in minutes, dependant on ambient temperature.



PX2K-REX	Cable gland for use with Single Wire Armour (SWA), Steel Tape Armour (STA), Pliable Wire Armour (PWA), Strip Armour (e.g. ASA), and Wire Braid cables, certified Ex d IIC, Ex e II, Ex nR II, Ex tD A21 IP66, Ex d I, Ex e I, Class I Div 2* ABCD (for Class I Div 1 braided cable use PX2KX-REX see below)
PX2KW-REX	Cable gland for use with Single Wire Armour (SWA) cables, certified Ex d IIC, Ex e II, Ex nR II, Ex tD A21 IP66, Ex d I, Ex e I, Class I Div 2* ABCD
PX2KX-REX	Cable gland for use with Steel Tape Armour (STA), Pliable Wire Armour (PWA), Strip Armour (e.g. ASA) and Wire Braid cables, certified Ex d IIC, Ex e II, Ex nR II, Ex tD A21 IP66, Ex d I, Ex e I, Class I Div 1 ABCD
PXSS2K-REX	Cable gland for use with Unarmoured cables, certified Ex d IIC, Ex e II, Ex nR II, Ex tD A21 IP66, Ex d I, Ex e I, Class I Div 2* ABCD
PXRC-REX	Cable gland for use with Unarmoured cables or individual insulated cable conductors housed in conduit, certified Ex d IIC, Ex e II, Ex tD A21 IP66, Class I Div 1 ABCD
TMC2X	Cable gland for use with Corrugated Metal Clad cables, certified Ex d IIC Gb, Ex e II Gb, Ex ta IIC Da, Class I Div 1 ABCD

HIGHLIGHTS

- Simple preparation
- Easy liquid pour RapidEx resin application
- Cleaner, faster mixing process
- High consistency of liquid pour fill
- No need for repeated cable gland disassembly before connection to equipment
- Faster RapidEx curing time, allowing earlier energizing of equipment
- Enhanced accuracy, improved reliability

ELECTROMACH B.V.

Jan Tinbergenstraat 193
7559 SP Hengelo
The Netherlands

T +31 (0)74 2 472 472

F +31 (0)74 2 435 925

info@electromach.nl

www.electromach.com

Bank: ABN-AMRO 24.35.24.439

IBAN: NL73ABNA0243524439

BIC: ABNANL2A

KVK nr: 06040491

Bank: ABN-AMRO 59.01.14.573

IBAN: NL29ABNA0590114573

BIC: ABNANL2A

VAT/BTW: NL 003578458B01

Leveringen geschieden

overeenkomstig onze voorwaarden.

Deliveries subject to our general conditions of sale.